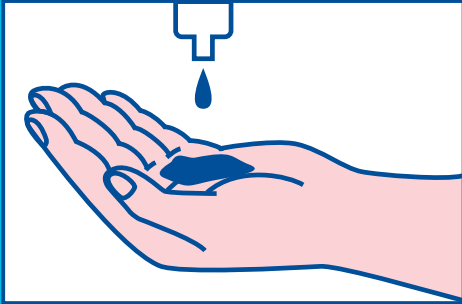




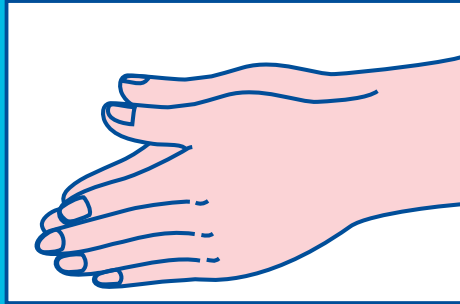
A More Complete Clean

# HAND SANITIZING

Follow these steps to decrease bacteria and germs on the skin



**1** Apply Avmor Hand Sanitizer to palms of hands.



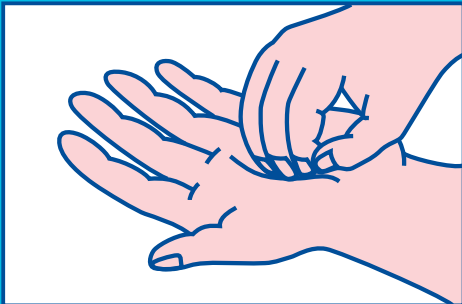
**2** Rub hands together, palm to palm.



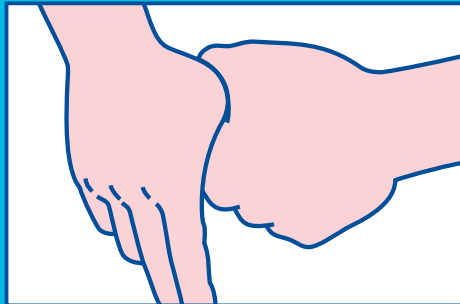
**3** Rub in between and around fingers.



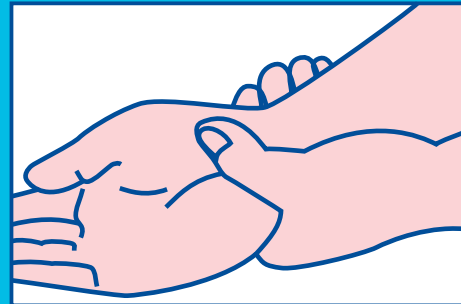
**4** Rub back of each hand with palm of other hand.



**5** Rub fingertips of each hand in opposite palm.



**6** Rub each thumb clasped in opposite hand.



**7** Rub each wrist clasped in opposite hand.



**8** Rub hands until product is dry. Do not use paper towels.

Proper hand sanitation can prevent the spread of infectious diseases.

**STAY HEALTHY... SANITIZE YOUR HANDS!**

1-800-387-8074

[www.avmor.com](http://www.avmor.com)

[www.avmorgreen.com](http://www.avmorgreen.com)